

Download and Install ScamShield (Apple iOS)

STRONG PASSWORD

IhadKAYAtoastAT8am!



Content

Introduction	2
About ScamShield	3
Set Up ScamShield App	4
Report Scam Calls and Messages	6
Receive Alerts and Notifications	7



Introduction

It is meant for everyone with or without any digital experience but is interested in finding out more about essential digital skills for daily living.

The essential skills are grouped into 5 competency areas as shown in the diagram.

Learning outcome of Be Safe, Smart & Kind Online competency:

Able to secure mobile device and accounts as well as identify and safeguard against malicious online content and scams.

DSL

The following guide is based on common software icons and mobile device settings. Please note that certain features may differ across different mobile devices and models.

The Digital Skills for Life (DSL) Guide is a series of booklets which comprise of:

- step-by-step instructions and
- quick tips

to help you get online confidently and safely.



About ScamShield

ScamShield app is an anti-scam product developed by Open Government Products in collaboration with the National Crime Prevention Council and the Singapore Police Force.

Why is it important to download ScamShield?

Blocks scam calls

Detects scam messages

Report scam messages and calls

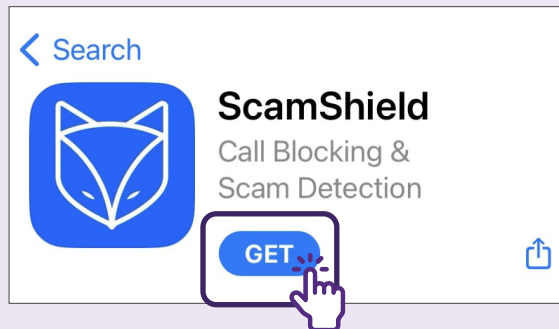
Receive alerts and notifications of scam trends

1 Select Apple App Store



Find and tap "**Apple App Store**" on your mobile device.

2 Search and Install ScamShield



Or

scan the QR Code below.



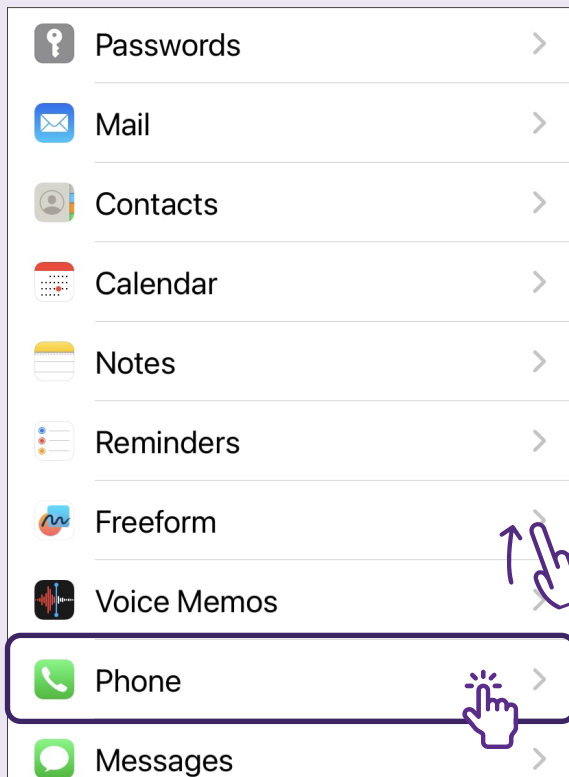
Set Up ScamShield App

1 Select Settings

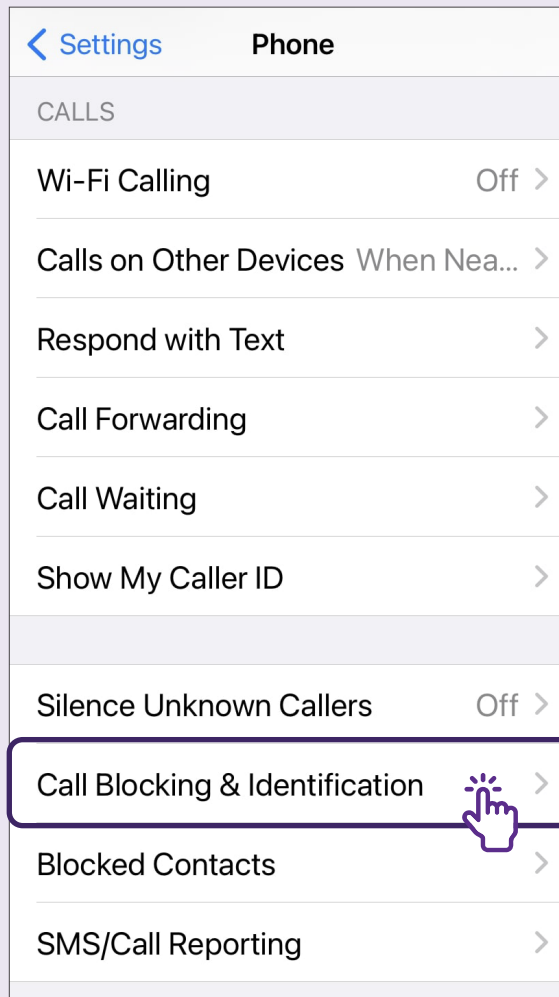


Find and tap the "Settings" icon.

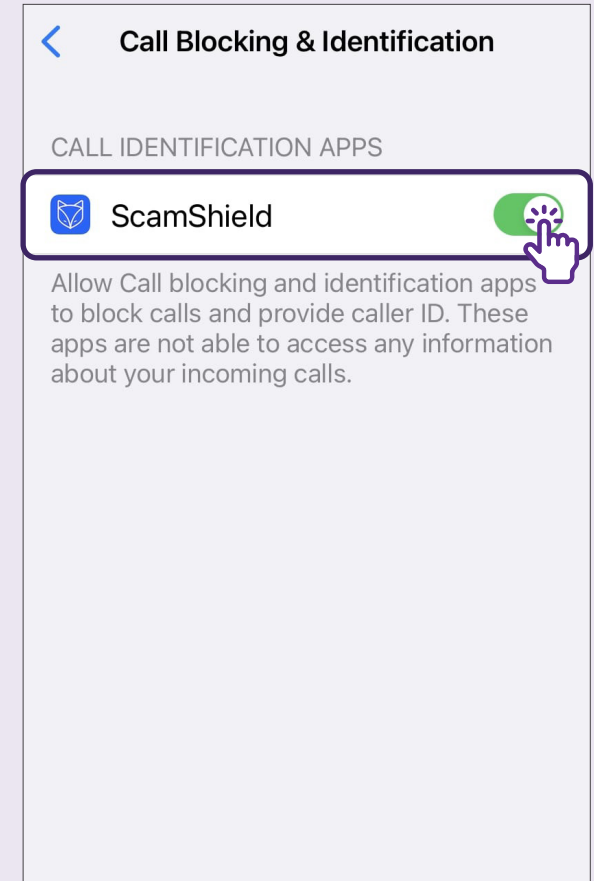
2 Select Phone



3 Select Call Blocking and Identification



4 Enable Call Blocking



Turn on: Green

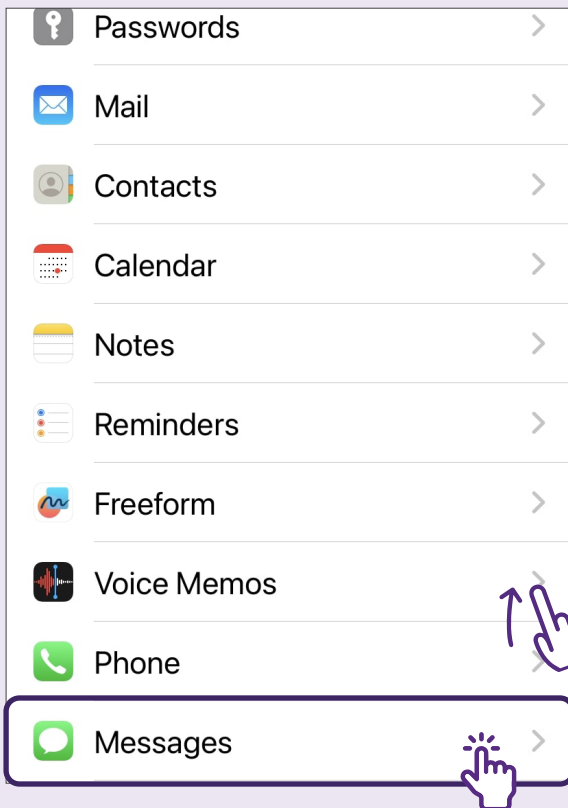
Turn off: Grey

1 Select Settings

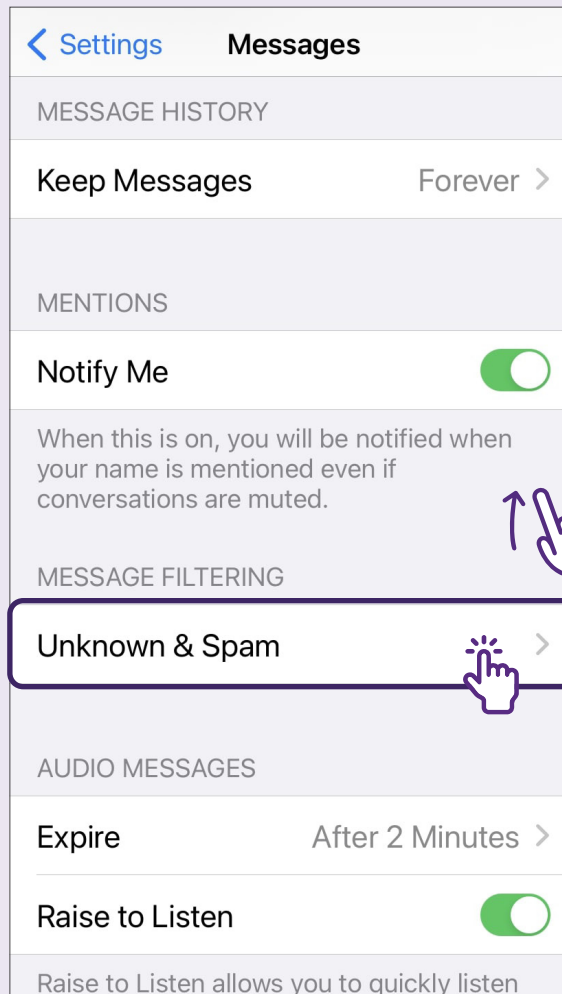


Find and tap the "Settings" icon.

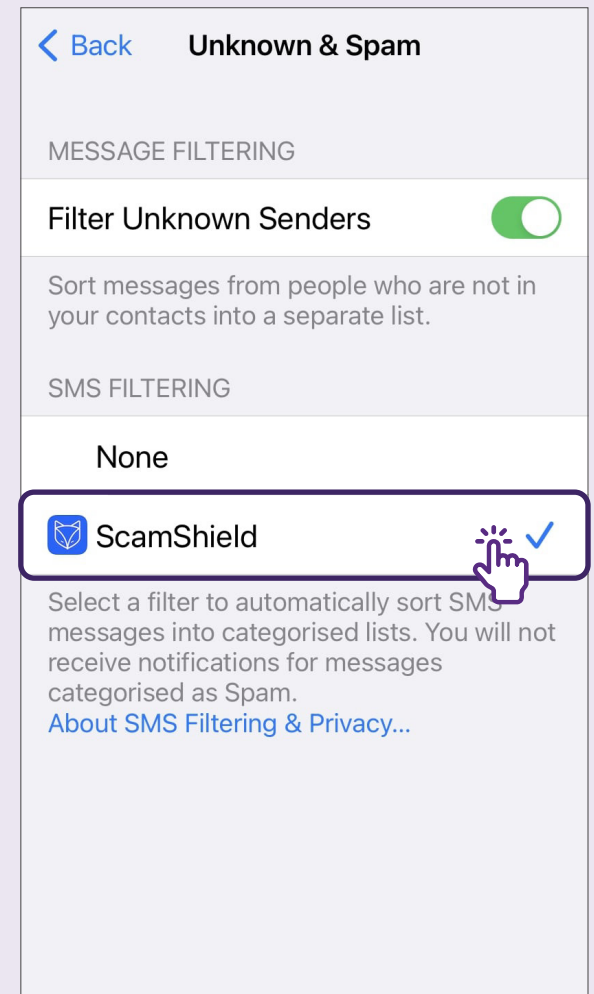
2 Select Messages



3 Select Unknown and Spam



4 Enable SMS Filtering



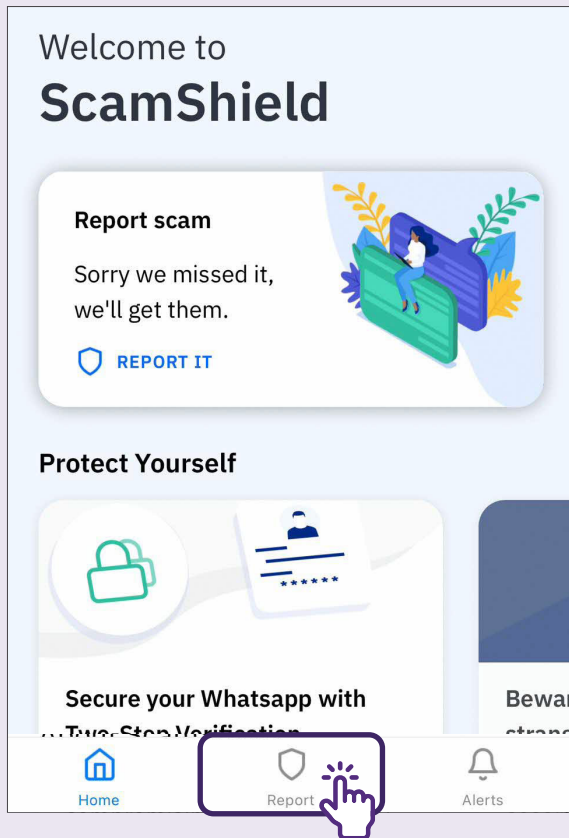
Report Scam Calls and Messages

1 Launch ScamShield



Find and tap "ScamShield" on your mobile device.

2 Tap On Report



3 Submit Scam Details

Report scams
Scams are reported to SPF

SCAM CALL **SCAM SMS**

Scammer's number (Optional)

+65 12345678

Description of the call
For example, who the caller claims to be or what they are asking you to do.

510 character(s) left

SUBMIT

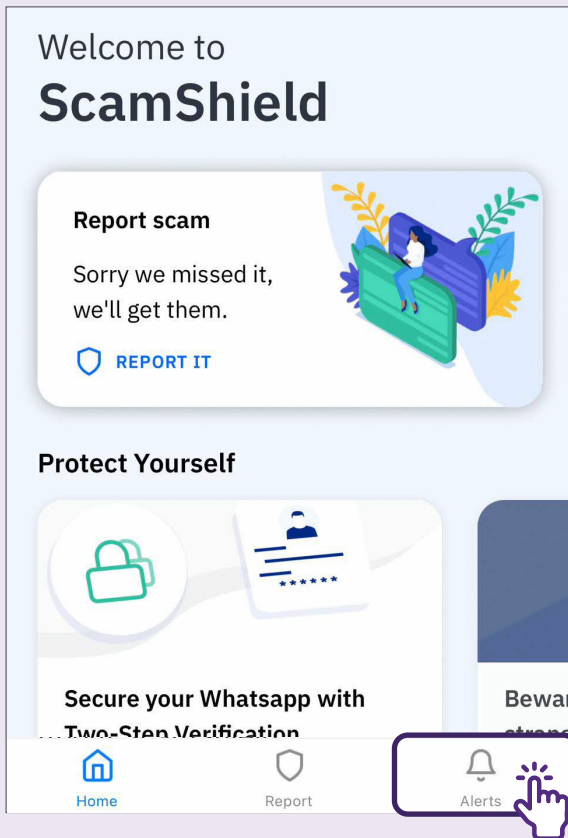
Receive Alerts and Notifications

1 Launch ScamShield



Find and tap "ScamShield" on your mobile device.

2 Tap On Alerts



3 Read About The Latest Scams

Alerts

Avoid these latest scams

MOH Scam Calls

4 days ago

Received a call from an MOH "official" stating that Chinese officials have seized some COVID-19 related contraband medicine? Such calls are scams. Hang up immediately and report the incident. MOH will never ask for any money from you over the phone.

OCBC Phishing Scam

5 days ago

In this scam, the bank customers received SMS messages claiming that their bank cards were either blocked or deactivated, or that their bank accounts were locked. The victims were told to dial a phone number to reactivate their cards or accounts.

Notes

A large, light gray rounded rectangle containing 18 horizontal lines for writing notes.

Notes

A large, light gray rounded rectangle containing 18 horizontal lines for writing notes.

**For more information and
to find your nearest SG
Digital community hubs:**

IMDA Contact Centre

+65 6377 3800
info@imda.gov.sg

© 2023 Info-communications Media Development Authority. All rights reserved.
No part of this resource may be used or copied without explicit consent from IMDA.
Materials used in connection with this guide may also be subject to copyright protection.
These are not limited to: documents, slides, images, audio, and video. Unauthorized retention,
duplication, distribution, or modification of copyrighted materials is strictly prohibited.